

Established Since 1988

CLASS - ONE

Summer Vacation-2020

Notes + Home Task

G.Science Math




Name: _____ Section: _____



CLASS ONE
1st Term - 2020

WORK SHEET

Mathematic



نوٹ

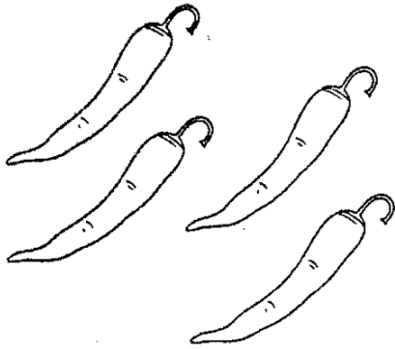
یہ ورک شیٹ حتمی نہیں ہے۔ فرسٹ ٹرم کے امتحان کے لیے سلیبس اور درسی کتب کے مطابق تیاری کروائی جائے۔ شکریہ



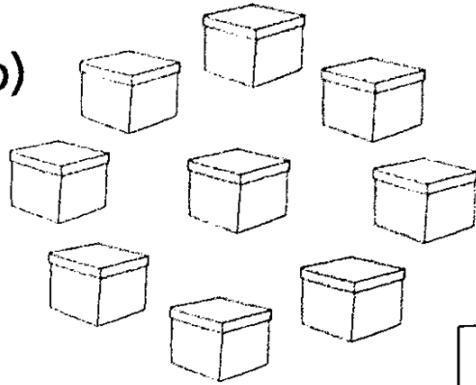
BOOK PG # 1 - 51

✧ **Count each group of objects and write the number in the box. Then colour all groups of 9 blue, all groups of 5 yellow and all groups of 4 red.**

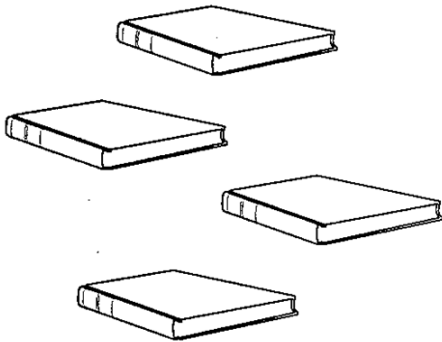
(a)




(b)




(c)




(d)




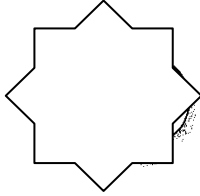
(e)

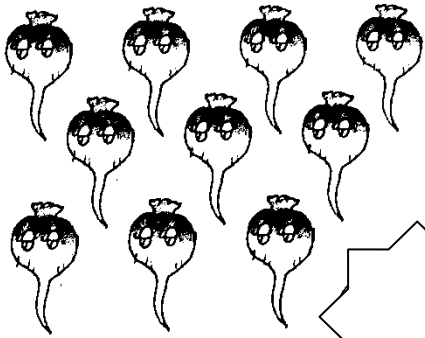
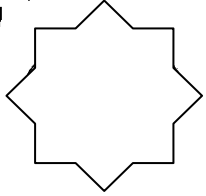



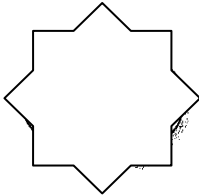
(f)


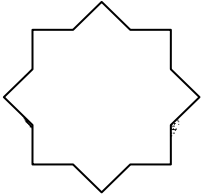



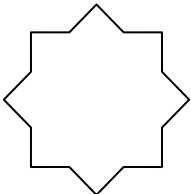
✦ **Count each group and write the numbers**


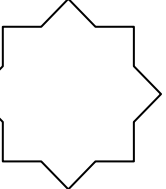
(a)  

(b)  

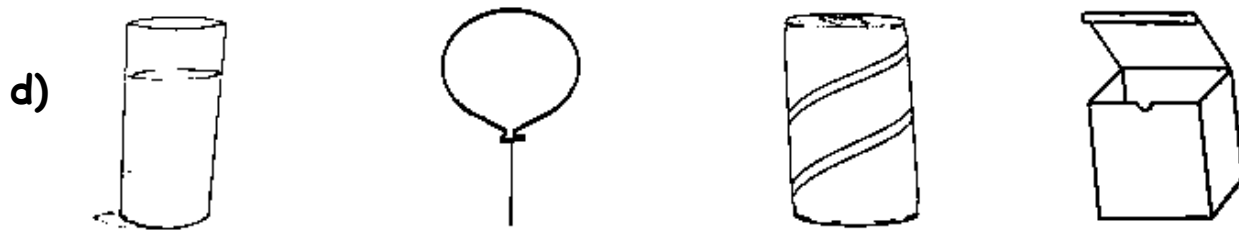
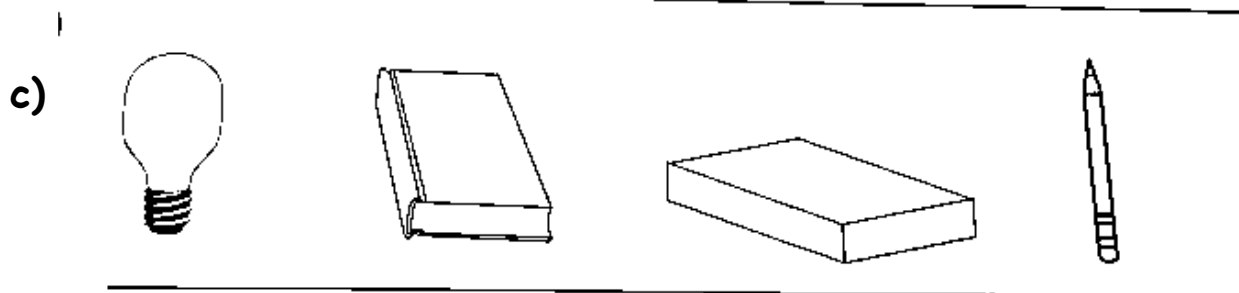
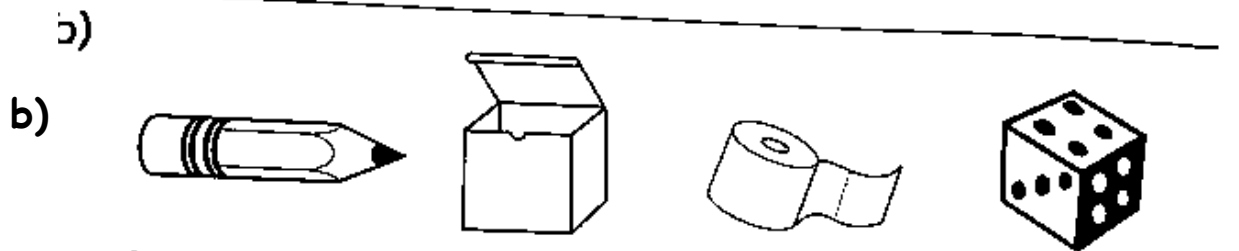

(c)  

(d)  

(e)  

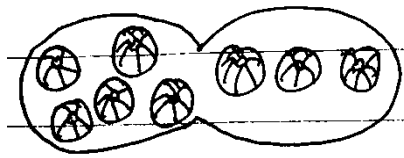
(f)  

✧ In each row, tick (✓) the shapes that are the same. Then colour these shapes. One has been done for you.



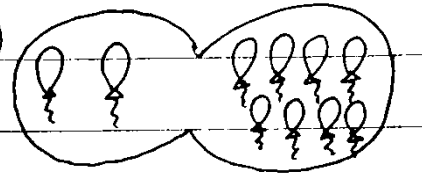
✧ **Count and add.**

(a)



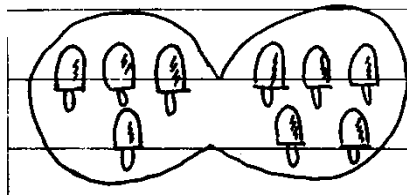
$5 + 3 = \square$

(b)



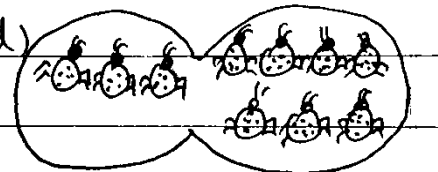
$2 + 8 = \square$

(c)



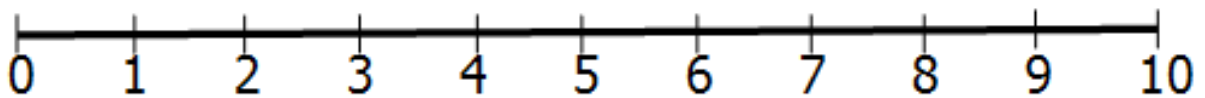
$4 + 5 = \square$

(d)



$3 + 7 = \square$

✧ **Use the number line to help you add.**



a) $1 + 7 = \square$

b) $3 + 1 = \square$

c) $8 + 2 = \square$

d) $5 + 4 = \square$

e) $6 + 4 = \square$

f) $1 + 6 = \square$

g) $2 + 5 = \square$

h) $7 + 3 = \square$

i) $7 + 2 = \square$

j) $5 + 5 = \square$

k) $3 + 4 = \square$

l) $2 + 8 = \square$

✧ **Add the following**

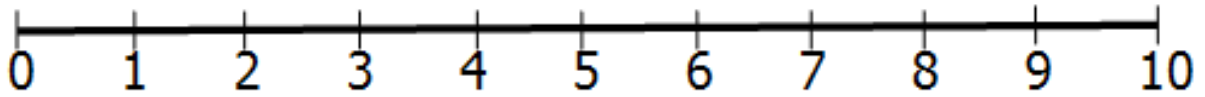
a)
$$\begin{array}{r} 3 \square \square \square \\ + 4 \square \square \square \square \\ \hline \square \square \square \square \end{array}$$

b)
$$\begin{array}{r} 5 \bigcirc \bigcirc \bigcirc \bigcirc \bigcirc \\ + 1 \bigcirc \\ \hline \square \square \square \square \square \end{array}$$



c). $7 \diamond \diamond \diamond \diamond \diamond \diamond \diamond$
 $+ 2 \diamond \diamond$

✧ Use the number line to help you add.



a) 3
 $+ 2$

b) 7
 $+ 3$

c) 4
 $+ 6$

d) 3
 $+ 3$

e) 5
 $+ 4$

f) 8
 $+ 1$

g) 1
 $+ 9$

h) 6
 $+ 3$

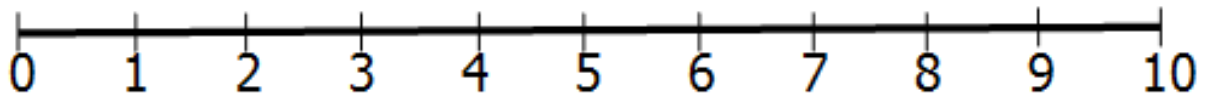
i) 2
 $+ 7$

j) 7
 $+ 1$

k) 5
 $+ 5$

l) 1
 $+ 4$

✧ Use the number line to help you subtract.



a). $7 - 5 =$

b) $8 - 1 =$

c) $8 - 4 =$

d) $4 - 3 =$



$$e) \quad 9 - 6 = \boxed{}$$

$$f) \quad 7 - 3 = \boxed{}$$

$$g) \quad 8 - 5 = \boxed{}$$

$$h) \quad 10 - 7 = \boxed{}$$

✦ Subtract The Following

$$a) \quad \begin{array}{r} 4 \\ - 1 \\ \hline \end{array}$$

$$b) \quad \begin{array}{r} 10 \\ - 3 \\ \hline \end{array}$$

$$c) \quad \begin{array}{r} 4 \\ - 2 \\ \hline \end{array}$$

$$d) \quad \begin{array}{r} 10 \\ - 1 \\ \hline \end{array}$$

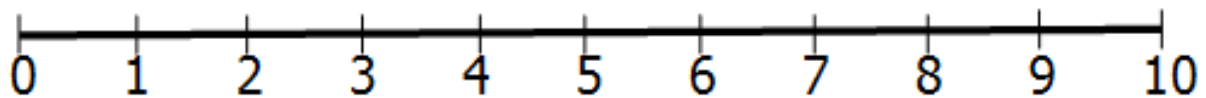
$$e) \quad \begin{array}{r} 10 \\ - 2 \\ \hline \end{array}$$

$$f) \quad \begin{array}{r} 6 \\ - 3 \\ \hline \end{array}$$

$$g) \quad \begin{array}{r} 7 \\ - 6 \\ \hline \end{array}$$

$$h) \quad \begin{array}{r} 10 \\ - 5 \\ \hline \end{array}$$

✦ Add the following



$$a) \quad 1 + 9 = 10$$

$$e) \quad \boxed{} + 6 = 10$$

$$b) \quad 2 + 8 = \boxed{}$$

$$f) \quad \boxed{} + 8 = 10$$

$$c) \quad 6 + 4 = \boxed{}$$

$$d) \quad 9$$

$$h) \quad 6$$

$$i) \quad 5$$

$$j) \quad 3$$

$$k) \quad 8$$

$$\begin{array}{r} + 1 \\ \hline \end{array}$$

$$\begin{array}{r} + 4 \\ \hline \end{array}$$

$$\begin{array}{r} + 5 \\ \hline \end{array}$$

$$\begin{array}{r} + 7 \\ \hline \end{array}$$

$$\begin{array}{r} + 2 \\ \hline \end{array}$$

✦ Take away from 10.

$$a) \quad 10 - 2 = 8$$

$$b) \quad 10 - \boxed{} = 5$$

$$c) \quad 10 - 6 = 4$$

$$d) \quad 10 - 7 = \boxed{}$$

$$e) \quad 10 - \boxed{} = 6$$

$$f) \quad 10 - \boxed{} = 9$$



g) 10

-8

h) 10

-1

i) 10

-10

j) 10

-3

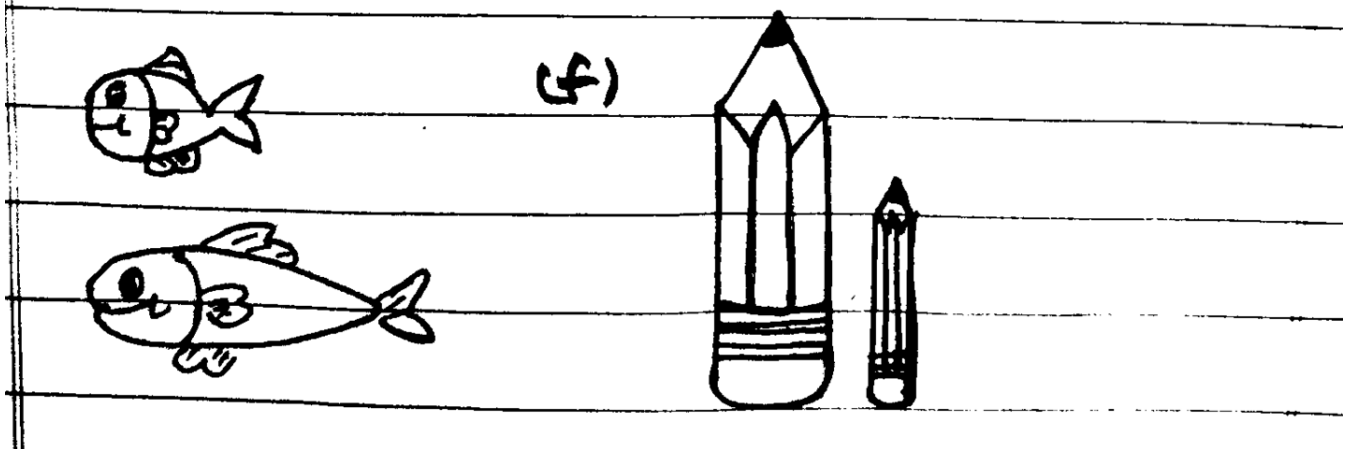
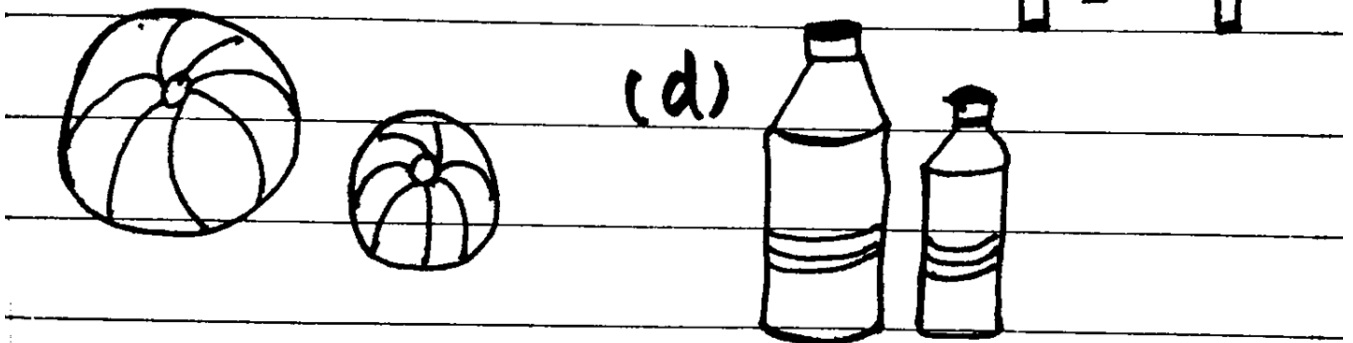

k) 10

-0

✧ Look at the numbers in this grid. Some pairs of numbers add up to 10. Find them and colour them. Two pairs have already been done for you.

3	4	9	1	6	3	3	4	2	1
2	1	8	2	4	8	7	3	5	9
3	9	2	6	4	7	1	6	10	0
6	4	9	3	2	5	5	7	6	0
2	1	3	5	8	1	2	5	3	4
4	0	7	2	3	3	8	5	7	10
6	9	5	7	0	10	6	1	0	0
2	2	5	3	5	4	2	2	3	5
8	0	9	2	10	0	5	6	7	5
1	10	1	7	3	5	2	4	0	9

✧ In each pair, colour the smaller one blue and the bigger one red.



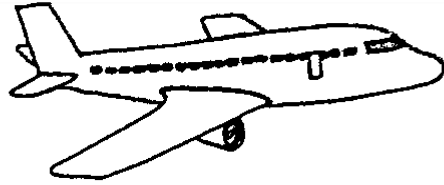


✧ Write "Bigger" and "smaller" one has been done for you.

(a)


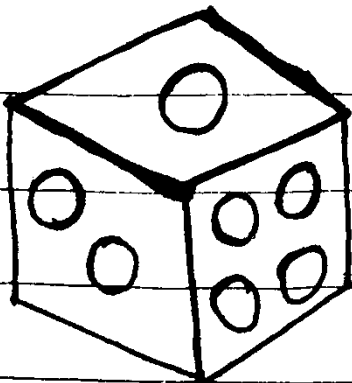





smaller



bigger

(b)





✧ In each pair, colour the shorter one blue and the longer one red. Write “longer” and “shorter” one has been done for you.

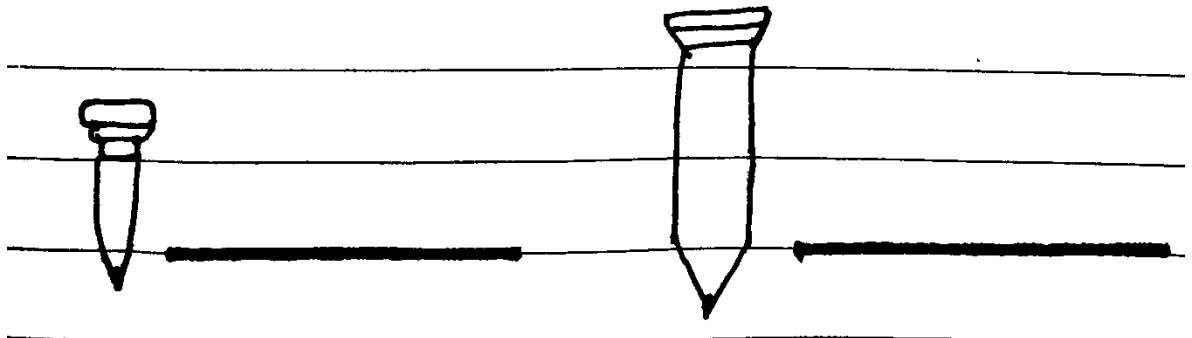



(a)



shorter



longer



✧ In each box. draw shorter or longer objects. Then write the correct word below it. One has been done for you.

a)

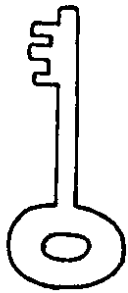


Longer



shorter

(c)



longer _____

(d)



_____ shorter

(e)



shorter _____

(f)

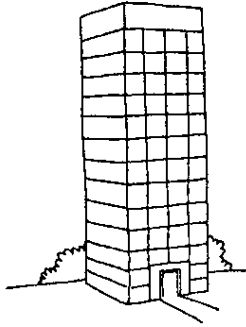


_____ longer



✧ Colour the shorter blue and taller red. Then, write "taller" and "shorter."

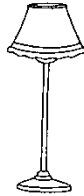
(a)

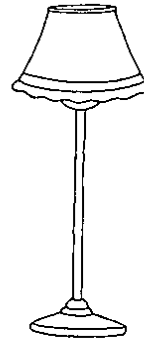



taller



shorter

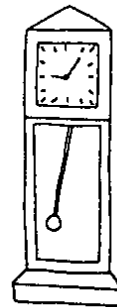
















✧ Fill in the missing numbers. Read and learn.



1 box holds 10 pencils.


$$10 = 1 \text{ ten and } 0 \text{ one}$$



(b)


$$10 + 1 = 11$$

$$11 = 1 \text{ ten and } 1 \text{ one}$$



$$10 + 2 =$$


$$12 = \text{ ____ } \text{ ten and } \text{ ____ } \text{ one}$$



(d)

$$10 + 3 =$$

$$13 = \text{ ____ } \text{ ten and } \text{ ____ } \text{ one}$$



$$10 + 4 =$$

$$14 = \text{ ____ } \text{ ten and } \text{ ____ } \text{ one}$$



(f)

$$10 + 5 =$$

$$15 = \text{ ____ } \text{ ten and } \text{ ____ } \text{ one}$$

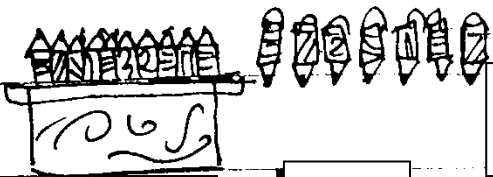


$$10 + 6 =$$

$$16 = \text{ ____ } \text{ ten and } \text{ ____ } \text{ one}$$




✧ Fill in the missing numbers. Read and learn




$10 + \square = \square$

17 = 1 ten and, 7 ones



$10 + \square = \square$

18 = _____ ten and _____ one



$10 + \square = \square$

19 = _____ ten and _____ one

✧ Write these numbers in tens and ones. One has been done for you.

a) 11

b) 14

c) 13

d) 20

e) 17

f) 15

g) 10

h) 18



✧ **Write the number that is:-**

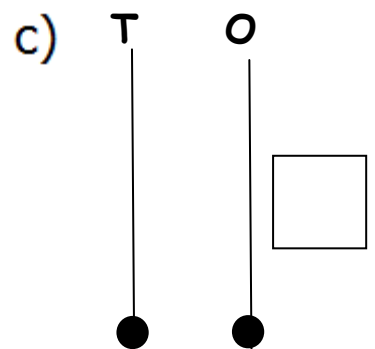
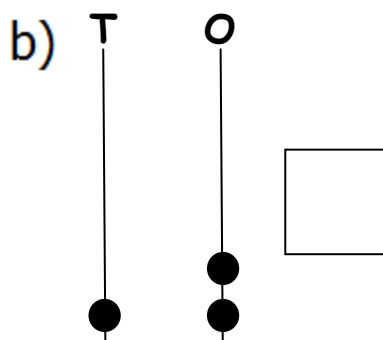
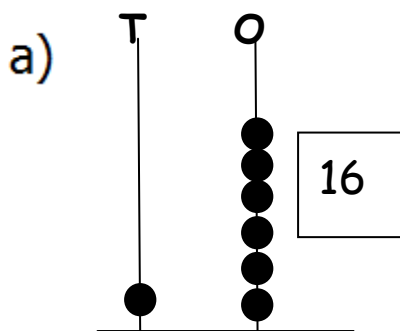
- a). 1 ten 2 ones → 12
- b). 1 ten 5 ones →
- c). 1 ten 9 ones →
- d). 1 ten 3 ones →
- e). 1 ten 1 one →
- f). 1 ten 0 ones →

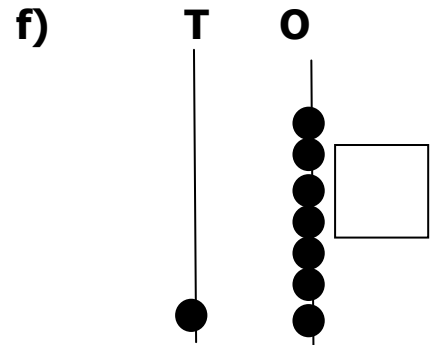
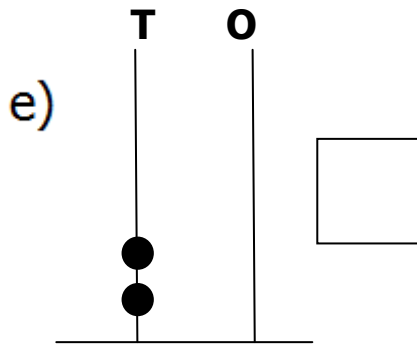
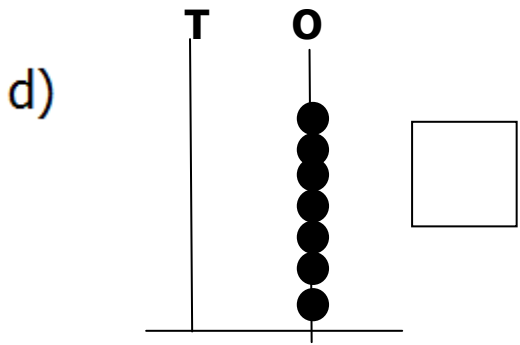
- g). 1 ten 7 ones
 ↓

✧ **Write in words and in figures. One has been done for you,**

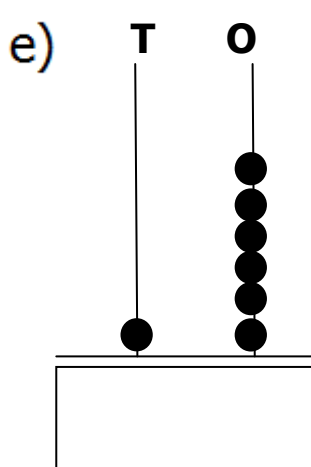
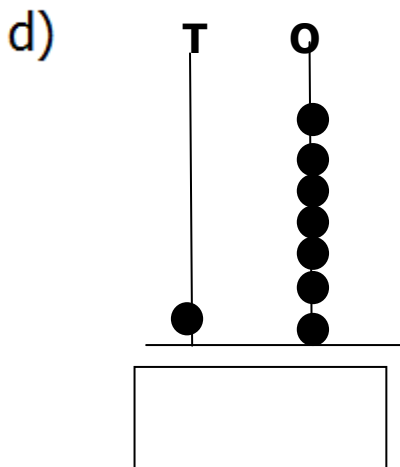
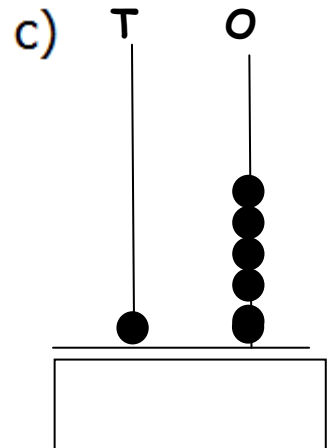
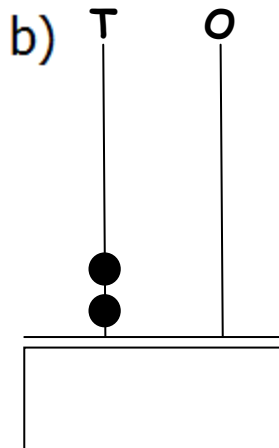
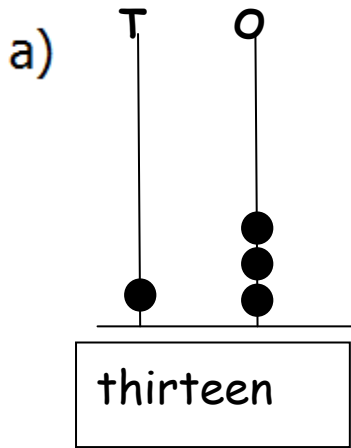
1 ten and 1 one	→	Eleven	→	11
1 ten and 8 ones	→		→	
1 ten 0 ones	→		→	
1 ten and 4 ones	→		→	
1 ten and 6 ones	→		→	
1 ten and 2 ones	→		→	
One ten and 5 ones	→		→	

✧ **What number does the abacus show? Write in the box.**



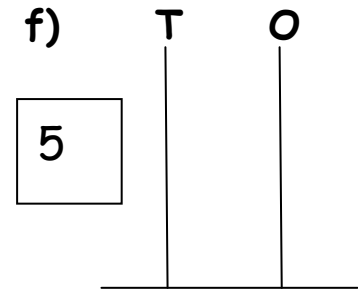
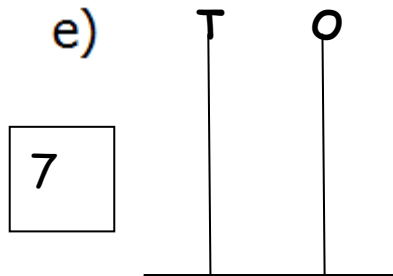
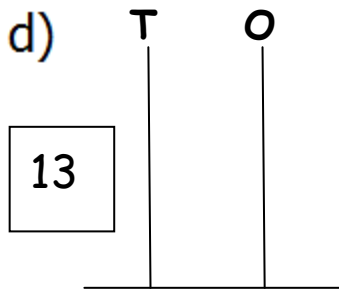
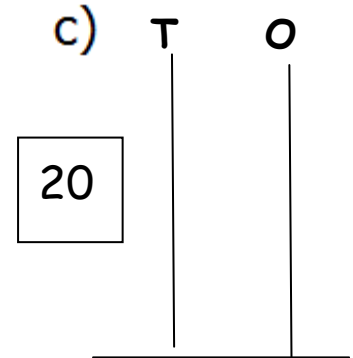
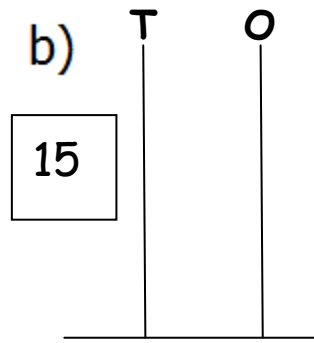
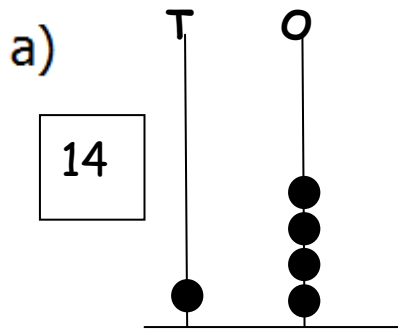


✧ **Fine the missing number name. the abacus will help you**





✧ Draw beads on the abacus to show the numbers. One has been done for you.



➔ Count and write in tens, in ascending order.

10, 20, _____, _____, _____, _____, _____

✧ Count and write in tens, in descending order.

90, 80, _____, _____, _____, _____, _____

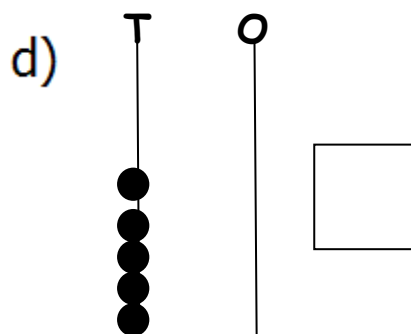
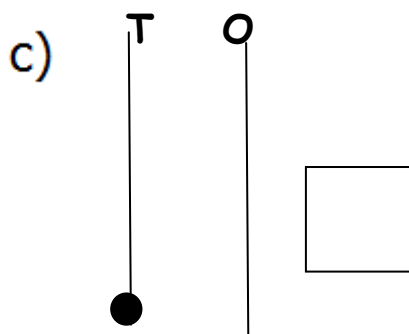
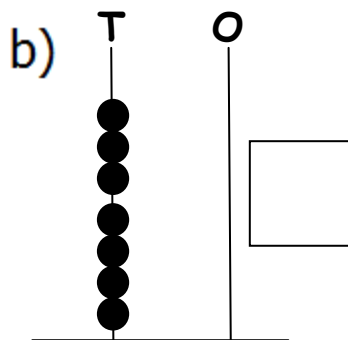
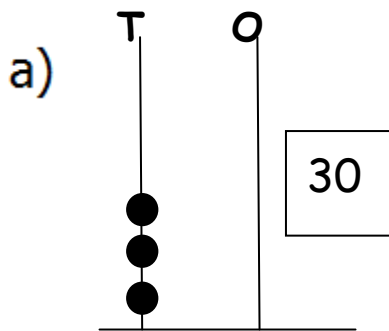
✧ Which is greater? Which is smaller? Write in the empty boxes. One has been done.

a)	40	smaller	60	
b)	10		20	
c)	60		40	
d)	80		30	

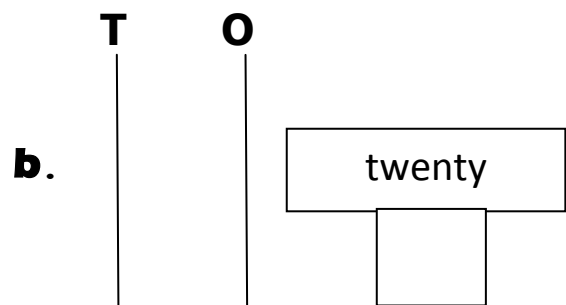
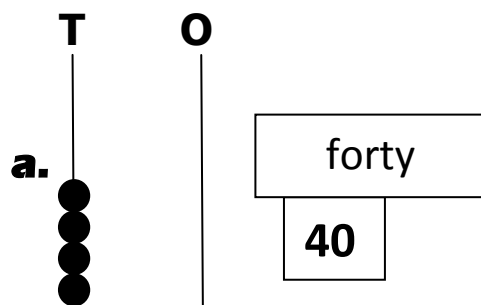


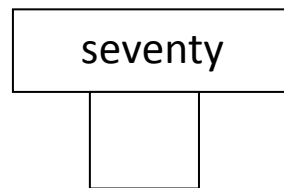
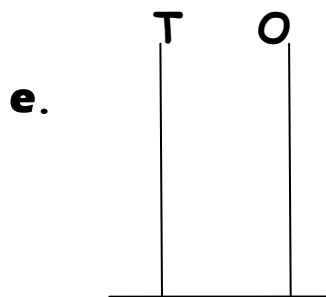
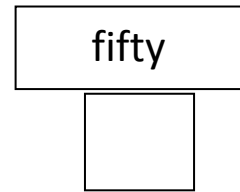
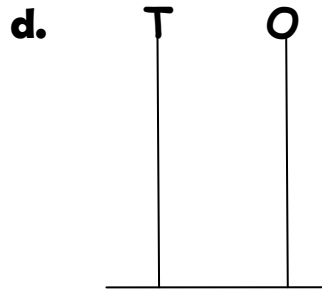
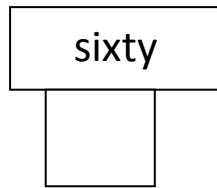
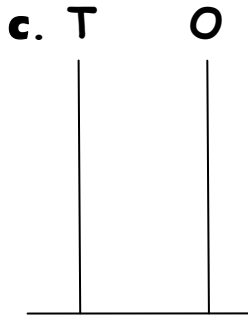
e)	70	<input type="text"/>	50
f)	90	<input type="text"/>	70
g)	20	<input type="text"/>	40
h)	60	<input type="text"/>	70

✧ **What number does the abacus show? Write in the box. One has been done for you.**

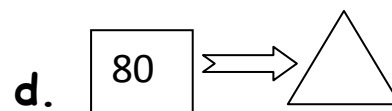
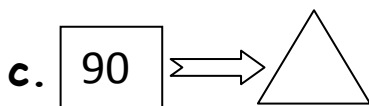
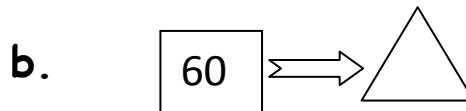
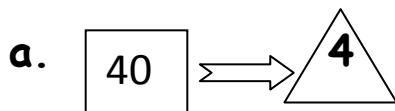


✧ **Draw beads on the abacus to show the numbers write in the box. One has been done for you.**

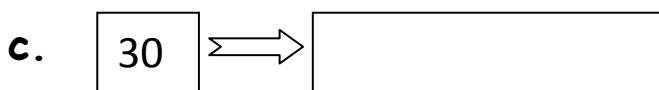
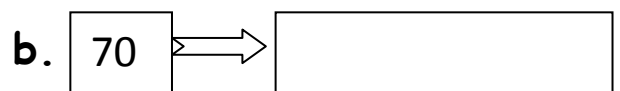
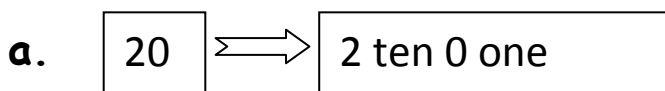




✧ How many tens in the given number? One has been done for you.



✧ Write in tens and ones. One has been done for you.





✧ Write the missing word. One has been done for you.


a. 2 tens 0 ones \Rightarrow Twenty

b. 4 tens 0 ones \Rightarrow

c. 7 tens 0 ones \Rightarrow

d. 9 tens 0 ones \Rightarrow

✧ Count in tens and complete the number chain.

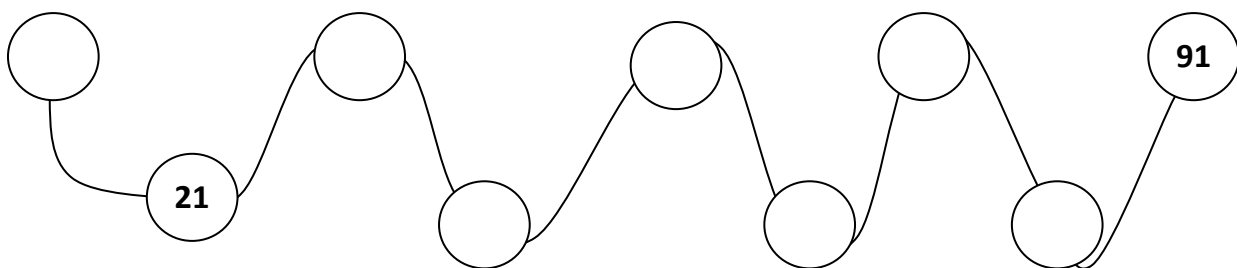
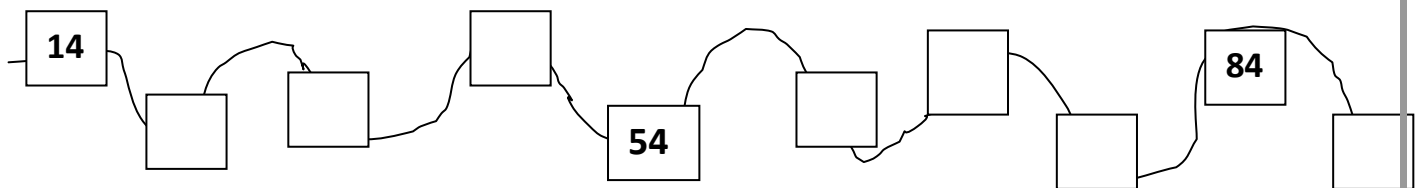
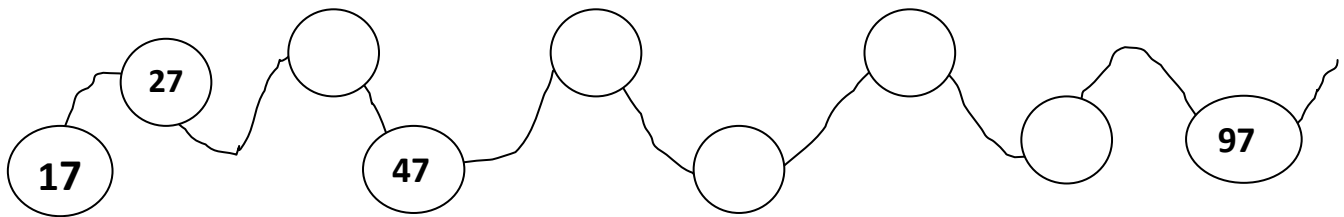
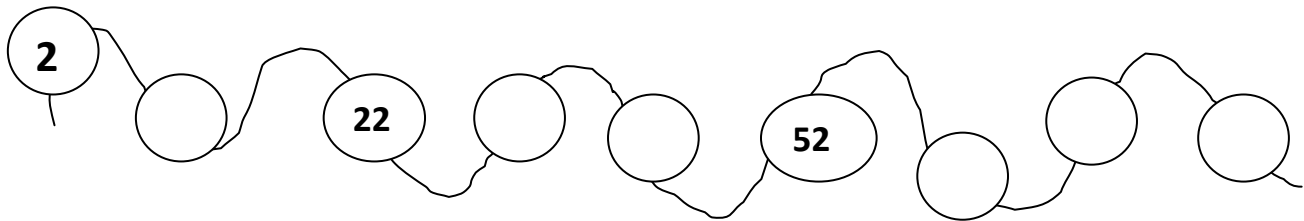
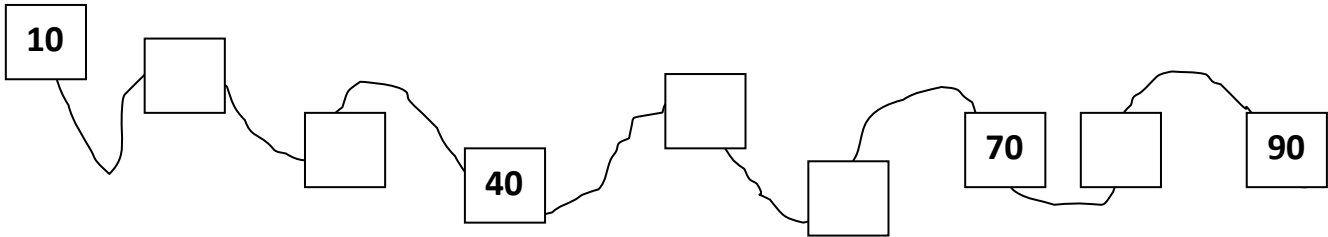




✦ **Now, start with 5 and count and write in tens.**

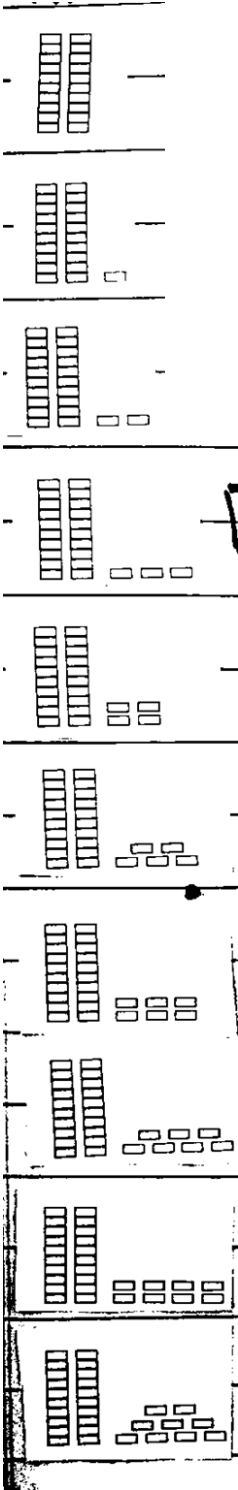
5	15								
----------	-----------	--	--	--	--	--	--	--	--

✦ **Some numbers are missing. Find and write them.**





✧ Fill in the numbers and the number names.



$20 + 0$ — **20** — **twenty**

$20 + 1$ — — **twenty one**

$20 + 2$ — — **twenty two**

$20 + 3$ — —

$20 + 4$ — —

$20 + 5$ — —

$20 + 6$ — —

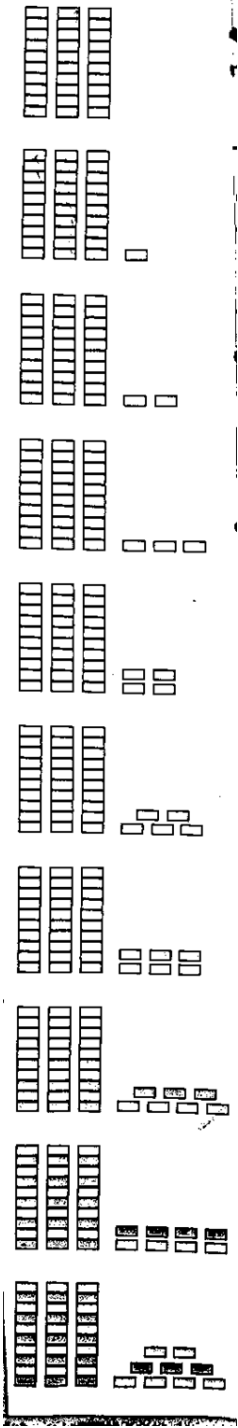
$20 + 7$ — **27** —

$20 + 8$ — —

$20 + 9$ — —



✦ Fill in the numbers and the number names.



30 + 0 — **30** — **thirty**

_____ — ○ — _____

_____ — ○ — _____

_____ — ○ — _____

30 + 4 — ○ — _____

_____ — ○ — _____

_____ — ○ — **Thirty six**

_____ — ○ — _____

_____ — ○ — _____

_____ — **39** — _____

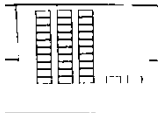
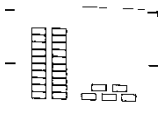
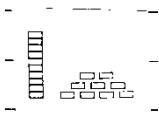



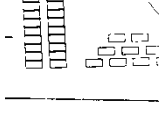
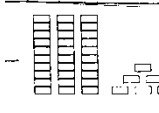



✦ Fill in the numbers and the number names.

	$40 + 0$	40	forty
		48	

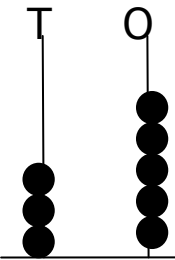


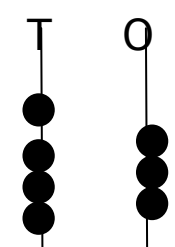
✦ **Fill in the empty boxes. One has been done for you.**

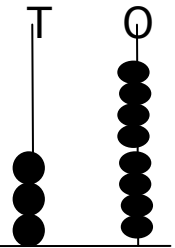
	3 tens + 2 ones	=	30	=	thirty
		=		=	
		=		=	
		=		=	
		=		=	
		=		=	
		=		=	
		=		=	
		=		=	

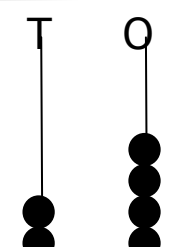


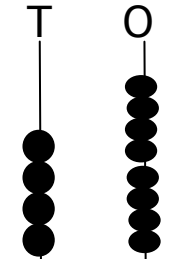
✧ **What does the abacus show? Write in the empty boxes. One has been done for you.**

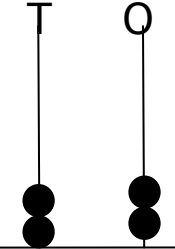
a) 

b) 

c) 

d) 

e) 

f) 



Count with the abacus. Then write the missing numbers and the numbers names.

	$50 + 0$	50	fifty
	$50 + 1$		Fifty one
		54	
	$50 + 7$		



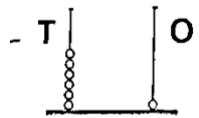
✦ Write the missing numbers and the number names.



$60 + 0$

60

sixty



$40 + 0$

40

forty



$30 + 20$

50

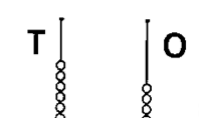
fifty



$50 + 10$

60

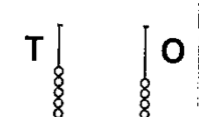
sixty



$60 + 0$

60

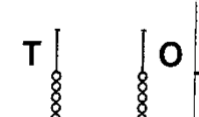
sixty



$70 + 0$

70

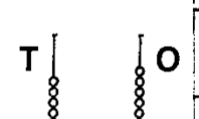
seventy



$80 + 0$

80

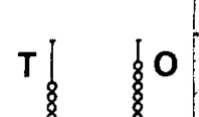
eighty



$90 + 0$

90

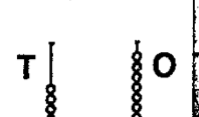
ninety



$60 + 7$

67

sixty seven



$60 + 17$

77

seventy seven



Write the missing number and numbers names.

	$70 + 0$	70	seventy
			71
	$70 + 5$		




Write the missing number and numbers names.

	$80 + 0$	80	eighty
			Eighty two
		87	



Write the missing number and numbers names.



$90 + 0$	90	ninety
		Ninety two
	97	



✦ Write the missing numbers and numbers names.

a) $20 + 4 = 24 =$

b) $70 + 6 =$ $=$

c) $80 + 9 =$ $=$

d) $100 + 0 =$ $=$

e) $30 + 7 =$ $=$

Write the number that comes....

(a)

..before

43 , 44

___, 69

___, 80

___, 36

___, 28

___, 100

___, 57

___, 19

(b)

....after

23, ___

14, ___

99, ___

55, ___

49, ___

12, ___

87, ___

38, ___

(c)

....between....

65, 66, 67

19, ___ 21

70, ___ 72

38, ___ 40

57, ___ 59

98, ___ 100

46, ___ 48

83, ___ 85



✧ **Tick the biggest number and circle the smallest number.**

a) 33, 28, 36, 19

b) 47, 49, 32, 16

c) 60, 40, 100, 80

d) 72, 51, 64, 66

e) 87, 90, 99, 100

f) 69, 45, 71, 72

✧ **Fill in the boxes with < or >.**

a) 15 13

b. 12 19

c. 2 3

e. 0 5

f. 20 10

g. 15 6

h. 10 0

h. 11 10

i. 14 13

j. 17 18

k 5 15

l. 6 4

m. 20 0

n. 1 12

o. 9 1

✧ **Fill in the missing word.**

a. 18 > 17

18 is _____ than 17

b. 2 < 19

2 is _____ than 19

c.. 14 < 15

14 is _____ than 15

d. 16 > 15

16 is _____ than 15



e.. $10 > 9$

f. $7 < 18$

10 is ___ than 9

7 is ___ than 18

✧ **Fill in the missing symbol.**

a. 9 ___ 10

b. 14 ___ 6

c. 4 ___ 17

d.. 5 ___ 0

e. 19 ___ 8

f. 7 ___ 9

✧ **Fill in $<$, $>$ or $=$ in the boxes below . Read as you write.**

a. 2 $<$ 12

b. 15 $>$ 11

c. 10 $=$ 10

d. 19 ___ 13

e. 14 ___ 12

f. 9 ___ 18

g. 13 ---- 16

h. 13 ___ 10

i. 15 ___ 14

j. 11 ___ 11

k. 11 ___ 10

l. 18 ___ 16

m. 11 ___ 9

n. 17 ___ 19

o. 20 ___ 18

p. 17 ___ 15

q. 16 ___ 17

r. 19 ___ 20

s. 12 ___ 11

t. 14 ___ 14

u. 18 ___ 5

✧ **For each pair, find which number is bigger. Fill in $<$ or $>$ one has been done for you.**

a. 46 ___ 70

b. 29 ___ 92

c. 81 ___ 18

d. 0 ___ 100

e. 99 ___ 20

f. 40 ___ 39

g. 75 ___ 45

h. 29 ___ 30

i. 28 ___ 20

j. 10 ___ 80

k. 9 ___ 80

l. 85 ___ 58



m. 63 ___ 36

n. 57 ___ 75

o. 48 ___ -84

p. 41 ___ 39

q. 52 ___ 47

r. 11 ___ 15

s. 94 ___ 24

t. 56 ___ 76

u. 27 ___ 57

✧ **Put these groups of numbers in ascending order. One has been done for you.**

a)

31
21 28
30 25

↓

21, 25, 28, 30, 31

b)

41
33 37
50 40

↓

--

c)

62
54 28
41 30

↓

--

d)

100
89 37
95 40

↓

--

✧ **Put these groups of numbers in descending order. One has been done for you.**

a)

77
86 73
90 70

↓

90, 86, 77, 73, 70

b)

58
44 47
69 43

↓

--



c).

69	70	99
100	63	

[]

d)

18	26	47
17	22	

[]

ORDINAL NUMBERS

1st
First

2nd
Second

3rd
Third

4th
Fourth

5th
Fifth

6th
Sixth

7th
Seventh

8th
eighth

9th
Ninth

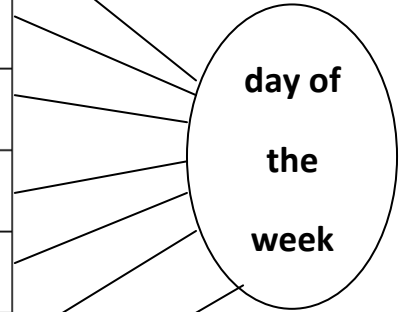
10th
Tenth



✦ Write the missing word. One has been done for you.

Monday is the
Tuesday is the
Wednesday is the
Thursday is the
Friday is the
Saturday is the
Sunday is the

first



✦ Match each day to the correct number. One has been done for you.

Sunday

2nd

1st

Wednesday

Tuesday

4th

3rd

Monday

Thursday

7th

6th

Friday

Saturday

5th



Counting in numbers (1 – 100)

1									10
				15					
								39	
	42								
					56				
						67			
				85					
	92								100

✧ COUNTING IN WORDS (ONE ____ HUNDRED)

1	One	30	
2		31	
3		32	
4		33	
5		34	
6		35	
7		36	
8		37	
9		38	Thirty eight



10		39	
11		40	
12		41	
13		42	
14		43	
15		44	
16		45	
17		46	
18		47	
19		48	
20		49	
21		50	Fifty
22		51	
23		52	
24		53	
25		54	
26		55	
27		56	
28		57	
29		58	
59		81	
60		82	
61		83	



62		84	
63		85	
64		86	
65		87	
66		88	
67		89	
68		90	
69		91	
70		92	
71		93	
72		94	
73		95	
74		96	
75		97	
76		98	
77		99	
78		100	
79			
80			



✧ Table of " 2 "

$2 \times 1 = 2$	$2 \times 1 = 2$
$2 \times 2 = 4$	
$2 \times 3 = 6$	
$2 \times 4 = 8$	
$2 \times 5 = 10$	
$2 \times 6 = 12$	
$2 \times 7 = 14$	
$2 \times 8 = 16$	
$2 \times 9 = 18$	
$2 \times 10 = 20$	

✧ Table of " 2 "

$2 \times 1 = 2$	$2 \times 1 = 2$



✦ Table of " 3 "

$3 \times 1 = 3$	$3 \times 1 = 3$
$3 \times 2 = 6$	
$3 \times 3 = 9$	
$3 \times 4 = 12$	
$3 \times 5 = 15$	
$3 \times 6 = 18$	
$3 \times 7 = 21$	
$3 \times 8 = 24$	
$3 \times 9 = 27$	
$3 \times 10 = 30$	

✦ Table of " 3 "

$3 \times 1 = 3$	$3 \times 1 = 3$



Class One - 1st Term

Notes

G. Science



Unit 1: The Human Body

Q1: Who are we?

Ans: We are human beings.

Q2: Write down the name of any ten parts of the body?

Ans: 1: eyes 2: nose 3: lips 4:- head 5:- ear
6: leg 7: arm 8: foot 9: Knee 10:- toe

Q3: What are living things?

Ans: Human beings, plants and animals are living things.

Q4: What are living things need to stay alive?

Ans: Living things need food, water and air to stay alive.

Exercises

1: Choose the correct answer.

i Which part of the body do you use to hold a pencil?

a:- fingers ✓

b:- toes

c:- nails

d:- elbow

ii What does a kitten grow into?

a:- boy

b:- girl

c:- dog

d:- cat ✓

iii How many thumbs do human have? 2

a:- 1

b:- 2

c:- 3

d:- 4

iv Which of these is a living thing?

a:- bicycle

b:- hat

c:- crow ✓

d:- Pencil

v Which of the following is not part of the human body?

a:- head

b:- neck

c:- tail ✓

d:- back

2:- Mark these sentences with or .

i All human being live as babies.



ii All living things need air.



iii All children look the same.



iv Plants do not need food to grow.



v Human beings, plants and animals grow.



3:- Tick ✓ the living things cross X the non-living things



4 Look at the pictures below, circle the part of the body that is being used for each action.



ears (hands)



eyes / (ears)



(eyes) / ears



mouth / (nose)



nose / (knees)



head / (legs)



ears / (mouth)



Unit 2:- The Senses

4

Q1: How many senses are there?

Ans:- There are five senses.

Q2: Write down the name of five senses?

Ans: 1: Sight 2:- Smell 3:- taste
4:- touch 5:- hearing

Exercises

1: Choose the correct answer.

i:- Which of these is not a way of moving?

a:- sleeping ✓ b:- hopping

c:- skipping d:- running

ii Which of these is not one of the five senses?

a:- Sight b:- breathing ✓

c:- taste d:- hearing

iii Which of the senses do you use while eating?

a:- hearing, smell, taste ✓ b:- smell, sight, taste

c:- Smell, touch, hearing d:- touch, hearing, taste

iv If you ate a lemon, what would you taste it with?

a:- eyes b:- lips

c:- tongue ✓ d:- teeth



v Which of the following you might do if your body was tired? 5

A:- Sneeze

B:- Cough

C:- jump

D:- yawn ✓

2:- What can you see in your classroom? write the names of any three things you can see.

i Table

ii chair

iii blackboard

3:- Your senses can save you from getting hurt. Which of your senses will warn you about these dangers?

i:- fire :- Sight / smell

ii hot water:- Sight / touch

iii a bus on the road:- sight / hearing

iv stinging honey bee:- sight / hearing

4:- Write below your favourite :-

i:- Food to taste Pizza

ii thing to touch Soft toys

iii thing to smell flower

iv Sound to hear Naat

v thing to see stars

5:- Do all people have all the senses.

Find out what these people are called

i:- A person who cannot see blind

ii A person who cannot speak dumb

iii A person who cannot hear deaf



6:- Complete the sentences using the words in the boxes. 16

hear	taste	smell	see	feel
------	-------	-------	-----	------

- i:- I can see the stars.
ii I can hear the teacher speaking.
iii I feel hot in sunlight.
iv I can taste ice cream.
v I can smell the flowers.

7:- Which sense do you think is the most important? Tell your teacher. Say why.

Ans:-

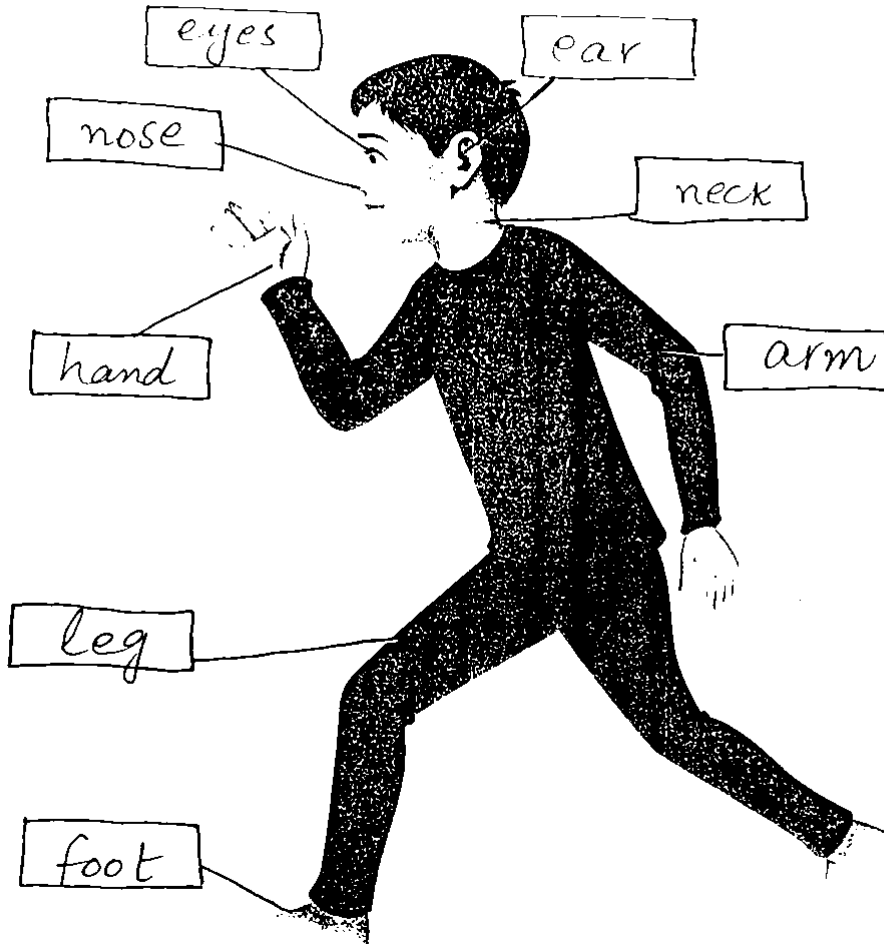
8:- Movement word search. Find these words:-

chew	move	nod	eat	run
push	pull	walk	kick	jump


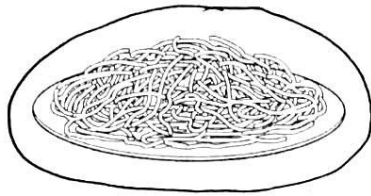
M	P	D	C	H	E	W	T	Q
O	L	P	F	O	B	R	Y	K
V	J	U	M	P	K	I	U	I
E	G	S	B	V	J	R	I	C
X	Z	H	G	H	K	T	L	K
F	U	B	R	U	N	Y	E	G
P	U	L	L	F	N	U	A	I
V	I	M	S	D	O	I	T	T
R	W	A	L	K	D	E	L	M

Fun pages

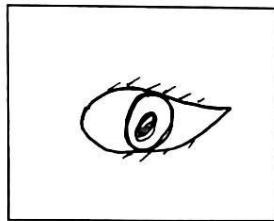
1. Label the diagram below with the names of the body parts.



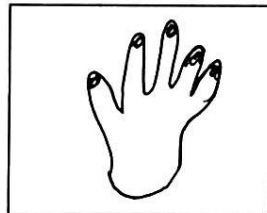
2. Colour the pictures. Draw a circle around the things which you can smell.




3. Draw the body part we use for each of the following senses:



seeing




touching



hearing



smelling



tasting



Unit 3: Healthy Habits

Q1: What does food give us?

Ans: Food gives us energy.

Q2: What make us strong and healthy?

Ans: We become strong and healthy when we eat fresh food.

Q3: How do you exercise your body?

Ans: I exercise my body by running and jumping.

Exercise

1:- Choose the correct answer.

i Which of these foods is from an animals?

a:- Carrot

b:- egg ✓

c:- Lettuce

d:- mashroom

ii Which of these is not a way of keeping your body clean?

a: brushing your teeth

b:- Washing your face

c: eating your dinner

d:- having a bath

iii which of following can cause illness?

a: eating lots of unhealthy food

b:- eating without washing your hands

c:- drinking dirty water.

d: ✓ all of the above

iv which of the following is good for your health?

a:- Fresh air

b:- exercise

c:- rest

d: ✓ all of the above



10

vi- which of the following protect us from getting a disease?

A:- staying indoors

B:- eating healthy food and staying clean

C:- avoiding vaccination

D:- not taking a bath

2: Unjumble the letters and use them to fill in the blanks.

(i) Food is like fuel. Fuel gives our bodies energy. (eengry)

ii Fresh food makes us strong and healthy. (efhrs)

iii We should exercise every day to stay healthy. (ceeeirsx)

3: Cross out the things you should not do.

i Wash your hand before meals.

ii spit on the floor.

iii Go to bed late.


iv Have a bath everyday.

v Have long nails.

vi Brush your teeth every day.

4:- What do you think would happen if you do not eat any food?
Ans:- We will die.

5:- Look at the pictures below and identify all the unhealthy habits of the children.





(12)
10

Unit 4:- Plants

Exercise: choose the correct answer.

- i:- Which of these is not a part of plant?
a:- flower b:- leaf
c:- soil d:- root
- ii:- What is the name for a plant that grows along the ground?
a:- Creeper b:- peeper
c:- climber d:- cactus
- iii What is the name for the plant that can grow up a wall?
a:- creeper b:- peeper
c:- climber d:- cactus
- iv Which of these is not a fruit?
a:- mango b:- banana
c:- Potato d:- papaya
- v Which of these vegetables is the leaf of a plant?
a:- spinach b:- carrot
c:- Pepper d:- Potato
2. What does a plant need to grow well?
- i Good soil
ii sunlight
iii air
iv water

3:- List the following things in the table below.

i: tree ii: girl iii: hill iv: mat
v: stone vi: Kitten vii: - log viii: fingernail
ix: shoes x: - hair xi: cloud xii: teeth

These grow	these don't grow	I don't know
tree	mat	
girl	stone	—
Kitten	log	—
fingernail	shoes	—
hair	cloud	—
teeth	will	—

4:- Mark these sentences with or .

All plant grow to the same size.

Only some plants die.

Plants are living things.

plants only need water to grow.

Trees can provide shade.

5:- Look at the pictures. Talk about the differences between these two trees.

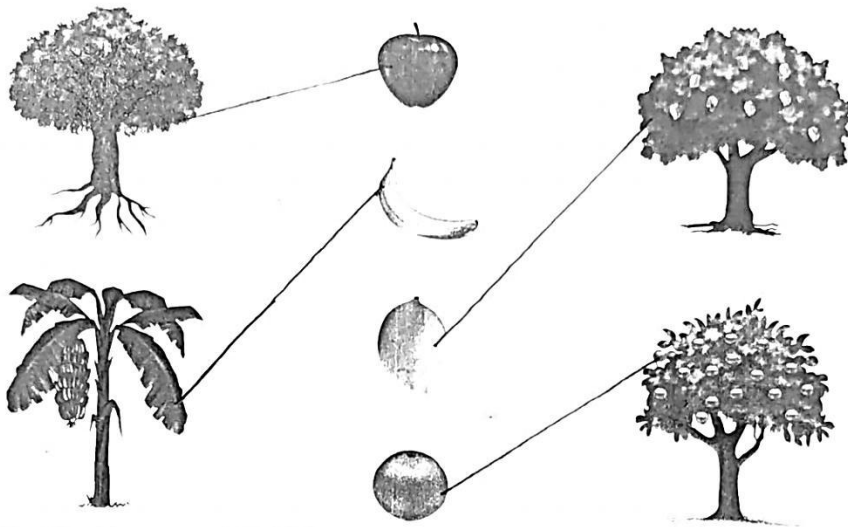


6:- what will happen if you plant a seed, keep it in a dark corner, and do not water it?

Ans:

7:-

Can you match the fruits to the trees below?



8:- Circle the odd one in each list.

- i banana, apple, rose, papaya, peer
- ii grass, jasmine, wall, cactus, bush
- iii live, die, grow, sing

9:- Tell your teacher in your own words. what is the difference between a living thing and a non-living thing?

Ans: Living things can grow and breathe but non-living things cannot grow and breathe.

10:

Draw branches, leaves, and fruits or flowers on this tree.





Unit 5:- Animals and How They Live

Q1: Where do animals live?

Ans:- Some animals live on land, some in trees, and many live in water.

Q2: Write down the name of animals that eat meat?

Ans:- Lion, cat, dog and wolf eat meat.

Q3: Write down the name of animals that eat plants?

Ans:- Cow, goat, horse and lamb eat plants.

Exercises

1:- Choose the correct answer.

i:- what type of animals live in the jungle?

a:- tame

b:- friendly

c: ✓ wild

d:- cuddly

ii which of the following is not a part of a fish?

a:- eyes

b:- tail

c: scales

d: ✓ legs

iii which of the following is not a part of a bird?

a:- feather

b:- tail

c: legs

d ✓ gills

iv | What is a baby frog called? 15

- a:- a kid b:- a Chick
 c:- a puppy d:- a tadepole

v:- Which of the following animals eats other animals?

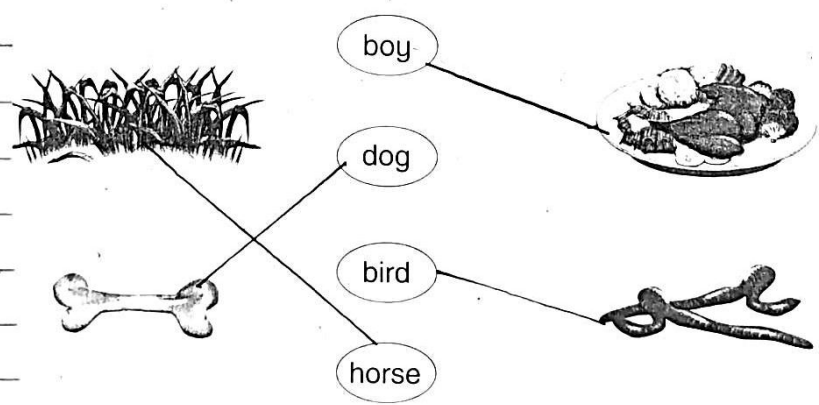
- a lion a cow
 a deer a giraffe

2:- Answer these question with yes or no.

- i Do snake lay eggs? yes
- ii Is a baby dog called a kitten? NO
- iii Does a kitten hatch from an egg? NO
- iv Do birds have two legs? yes
- v Do fish breathe through their fins? NO
- vi Are these fish in the sea? yes

3:- Choose the correct food for each of the following.

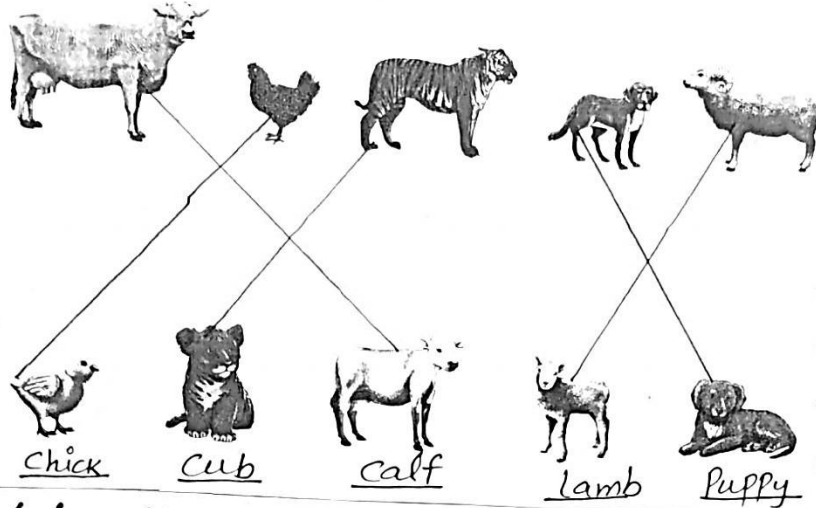
Choose the correct food for each of the following:



4:-

Draw lines from the parents to their babies. Can you name all the babies?

18



5:- Match these animals to their homes. Fill in the table below. The pictures on page 46 and 47 will help.

spider pet canary rabbit horse bear
dog weaver bird ant bees owl

Home	Animals	Home	Animals
hive	bees	Kennel	dog
Cage	Pet canary	web	spider
cave	bear	ant hill	ant
stable	horse	nest	weaver bird
hutch	rabbit	hollow tree	owl

6:- Write the name of flying insects.

Ans: House fly honey bee Wasp

7:- Write the name of some wild and domestic animals in the columns below.

domestic animals	Wild animals
Cow	Tiger
Goat	lion
sheep	bear
rabbit	fox
dog	monkey

8:-

8. Here are some animals which live in the sea. Write the correct name under each picture. Find out more about these animals and write about one of them.

octopus dolphin whale eel



octopus



dolphin



eel




whale

9:- Tell you teacher about the animal you like the best. Describe it, and say why you like it.

Ans:- I like goat the best, it is a kind and humble animal, its not wild.


Fun pages

1. Colour the different types of leaves.

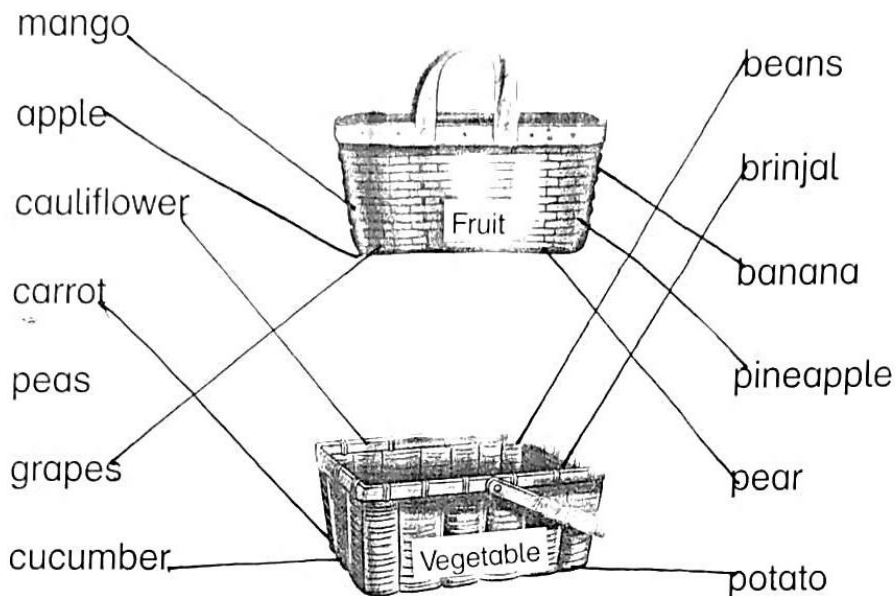


2. Solve the puzzle.

			1	S	e	e	d	s	
			2	T	r	e	e		
			3	R	o	o	t	s	
	4	B	r	A	n	c	h		
5	F	l	O	w	e	r			
			6	B	u	d			
			7	L	E	a	f		
			8	F	R	u	i	t	
			9	T	R	u	n	k	
	B	A	N	Y	A	N			



3. Match the fruit and vegetables to the correct baskets.



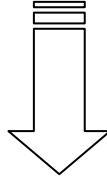
4. Circle the names of plants. Put a line through the things which are not plants:

<u>BALLOON</u>	<u>BANANA</u>	<u>NEEM</u>	<u>BOOK</u>
<u>CACTUS</u>	<u>CAT</u>	<u>GOAT</u>	<u>MANGO</u>
<u>METAL</u>	<u>PALM</u>	<u>PLATE</u>	<u>RABBITS</u>
<u>PINE</u>	<u>ROSE</u>	<u>RUG</u>	



CLASS ONE

1st Term -2020



WORK SHEET

G. Science





Unit # 1

The Human Body

Q.1: Who are we?

Ans: _____

Q.2: Write down the name of any ten parts of the body?

Ans: 1. _____ 2. _____ 3. _____ 4. _____
5. _____ 6. _____ 7. _____ 8. _____ 9. _____ 10. _____

Q.3: What are living things?

Ans: _____

Q.4: What do living things need to stay alive?

Ans: _____


1. Choose the correct option. Exercise.

- i. Which part of the body do you use to hold a pencil?
a. Fingers b. toes c. nails d. elbows
- ii. What does a kitten grow into?
a. Boy b. girl c. dog d. cat
- iii. How many thumbs do human have?
a. 1 b. 2 c. 3 d. 4
- iv. Which of these is a living thing?
a. bicycle b. hat c. crow d. pencil
- v. which of the following is not part of the human body?
a. head b. neck c. tail d. back

2. Mark these sentences with (✓) or (X).

- i. All human being life as babies
- ii. All living things need air.
- iii. All children look the same.
- iv. Plants do not need food to grow.
- v. Human beings, plants and animals grow.

3. Tick ✓ the living things, cross X the non-living things.



4. Look at the picture below. Circle the part of the body that is being used for eat action.



ears / hands



eyes / ears



eyes / ears



mouth / nose



nose / knees



head / legs



ears / mouth ⁹ of 86



UNIT # 2 THE SENSES

Q.1: How many senses are there?

Ans: _____

Q.2: Write down the name of five senses?

Ans: 1. _____ 2. _____ 3. _____

4. _____ 5. _____

Exercises

1. Choose the correct answer.

- i. Which of these is not a way of moving?
a. sleeping b. hopping c. skipping d. running
- ii. Which of these is not one of the five senses?
a. sight b. breathing c. taste d. hearing
- iii. Which of the senses do you use while eating?
a. hearing, smell, taste b. smell, sight, taste
c. smell, touch, hearing d. touch, hearing, taste
- iv. If you ate a lemon, what would you taste it with?
a. eyes b. lips c. tongue d. teeth
- v. which of the following you might do if your body was tired?
a. sneeze b. cough c. jump d. yawn

2. What can you see in your classroom?

Write the names of any three things you can see.

i. _____



ii. _____

iii. _____

3. Your senses can save you from getting hurt. Which of your senses will warn you about these dangers?

i. Fire: _____

ii. Hot water : _____

iii. A bus on the road: _____

iv. Stinging bees: _____

4. Write below, your favourite:-

i. Food to taste _____

ii. Things to touch _____

iii. Things to smell _____

iv. Sound to hear _____

v. Thing to see _____

5. Do all people have all the senses. Find out what these people are called:

i. A person who cannot see _____

ii. A person who cannot speak _____

iii. A person who cannot hear _____

6. Complete the sentences using the words in the boxes.

Hear	Taste	Smell	See	feel
------	-------	-------	-----	------

i. I can _____ the stars.

ii. I can _____ the teacher speaking.

iii. I _____ hot in sunlight.



iv. I can _____ ice cream.

v. I can _____ flowers.

7. Which sense do you think is the most important? Tell your teacher. Say why.

Ans: _____


8. Movement word search. Find these words:-

chew	move	nod	eat	run
push	pull	walk	kick	jump


M	P	D	C	H	E	W	T	Q
O	L	P	F	O	B	R	Y	K
V	J	U	M	P	K	I	U	I
E	G	S	B	V	J	R	I	C
X	Z	H	G	H	K	T	L	K
F	U	B	R	U	N	Y	E	G
P	U	L	L	F	N	U	A	I
V	I	M	S	D	O	I	T	T
R	W	A	L	K	D	E	L	M

Fun pages


1. Label the diagram below with the names of the body parts.




2. Colour the pictures. Draw a circle around the things which you can smell.




3. Draw the body part we use for each of the following senses:




seeing




hearing



touching



smelling



tasting



UNIT # 3 HEALTHY HABITS

Q.1: What does food give us?

Ans: _____

Q.2: What makes us strong and healthy?

Ans: _____

Q.3: How do you exercise your body?

Ans: _____

Exercises

1. Choose the correct answer.

- i. Which of these food is from an animal?
a. carrot b. egg c. lettuce d. mashroom
- ii. Which of these is NOT a way of keeping your body clean?
a. brushing your teeth b. washing your face
c. eating your dinner d. having a bath
- iii. Which of the following can cause illness?
a. Eating lots of unhealthy food
b. Eating without washing your hands
c. Drinking dirty water
d. All of the above
- iv. Which of the following is good for your health?
a. fresh air b. exercise c. Rest d. all of the above



- v. Which of the following protect us from getting a disease?
- a. staying indoor
 - b. eating healthy food and staying clean
 - c. avoiding vaccination
 - d. not taking a bath

2. unjumble the letters and use them to fill in the blanks.

- i. Food is like fuel. Fuel gives our bodies _____(eengry)
- ii. _____food makes us strong and healthy(efhrs).
- iii. We should _____every day to stay healthy (ceeeirsx)

3. Cross out (X) the things you should not do.


- i. Wash your hands before meals.
- ii. Spit on the floor
- iii. Go to bed late.
- iv. Have a bath every day
- v. Have long nails
- vi. Brush your teeth every day.

<input type="checkbox"/>
<input type="checkbox"/>
<input type="checkbox"/>
<input type="checkbox"/>
<input type="checkbox"/>
<input type="checkbox"/>

4. What do you think would happen if you do not eat any food?

Ans: _____

5. Look at the pictures below and identify all the unhealthy habits of the children.





UNIT # 4 - PLANTS

EXERCISES

1. Choose the correct answer.

- i. Which of these is not a part of plant?
a. flower b. leaf c. soil d. root
- ii. What is the name for a plant that grows along the ground?
a. Creeper b. peeper c. climber d. cactus
- iii. Which of these is not a fruit?
a. mango b. banana c. potato d. papaya
- iv. Which of these vegetables is the leaf of a plant?
a. spinach b. carrot c. pepper d. potato

2. What does a plant need to grow well?

- i. _____
- ii. _____
- iii. _____
- iv. _____

3. List the following things in the table below.

- i. Tree ii. Girl iii. Hill iv. Mat v. stone
vi. Kitten vii. Log viii. Fingernail ix. Shoe
x. hair xi. Cloud xii. Teeth

These grow	These don't grow	I don't know



4. Make these sentences with (✓) or (X).

- i. All plants grow to the same size.
- ii. Only some plants die .
- iii. Plants are living things.
- iv. Plants only need water to grow.
- v. Trees can provide shade.


5. Look at the pictures. Talk about the differences between these two trees.



6. What will happen if you plant a seed, keep it in a dark corner, and do not water it?

Ans: _____

7. Can you match the fruits to the trees below?



8. Circle the odd one in each list.

- i. Banana, apple, rose, papaya, pear
- ii. Grass, jasmine, wall, cactus, bush
- iii. Live, die, grow, sing


9. Tell your teacher in your own words.

What is the difference between a living thing and a non-living things?

Ans: _____



10. Draw branches, leaves and fruits or flowers on this tree.



UNIT # 5
ANIMALS AND HOW THEY LIVE

Q.1: Where do animals live?

Ans: _____



Q.2: Write down the name of animals that eat meat?

Ans: _____

Q.3: Write down the name of animals that eat plants?

Ans: _____

EXERCISES

1. Choose the correct answer.

- i. What type of animals live in the jungle?
a. tame b. friendly c. wild d. cuddly
- ii. Which of the following is not a part of a fish?
a. eyes b. tail c. scales d. legs
- iii. Which of the following is not a part of a bird?
a. feather b. tail c. legs d. gills
- iv. What is a baby frog called?
a. a kid b. a chick c. a puppy d. a tadepole
- v. Which of the following animals eats other animals?
a. a lion b. a cow c. a deer d. a giraffe

2. Answer these question with Yes or No.

- i. Do snakes lay eggs?
- ii. Is a baby dog called a kitten?
- iii. Does a kitten hatch from an egg?
- iv. Do birds have two legs?
- v. Do fish breathe through their fins?
- vi. Are there fish in the sea?

3. Choose the correct food for each of the following.



boy

dog

bird

horse

4. Draw lines from the parents to their babies. Can you name all the babies?





5. Match these animals to their homes. Fill in the table below. The pictures on pages 46 and 47 will help.

Spider , pet canaya, rabbit horse bees dog
weaver bird ant bear owl

Home	Animals	Home	Animals
Hive		Kennel	
Cage		Web	
Cave		Ant hill	
Stable		Nest	
Hutch		Hallow tree	

6. Write the name of flying insects.





Ans: _____

7. Write the name of some wild and domestic animals in the columns below.

Domestic animals	Wild animals
Cow	Tiger



8. Here are some animals which live in the sea. Write the correct name under each picture. Find out more about these animals and write a out one of them.


octopus dolphin whale eel			
			
<input type="text"/>	<input type="text"/>	<input type="text"/>	<input type="text"/>

9. Tell your teacher about the animal you like the best. Describe it, and say why you like it.

Ans: _____


Fun pages

1. Colour the different types of leaves.



2. Solve the puzzle.

			1	S					
			2	T					
			3	R					
	4			A					
5				W					
			6	B					
		7		E					
		8		R					
		9		R					
	B	A	N	Y	A	N			



3. Match the fruit and vegetables to the correct baskets.

mango

apple


cauliflower

carrot

peas

grapes

cucumber



beans


brinjal

banana

pineapple

pear

potato



4. Circle the names of plants. Put a line through the things which are not plants:

BALLOON

BANANA

NEEM

BOOK

CACTUS

CAT

GOAT

MANGO

METAL

PALM

PLATE

RABBITS

PINE

ROSE

RUG